

Ventilation Systems

Fan Filter

風扇過濾器

92-113m³/h

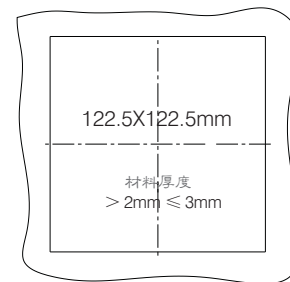
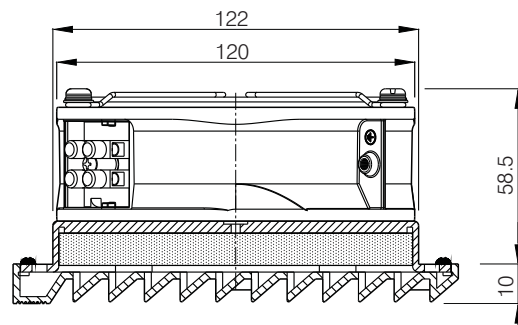
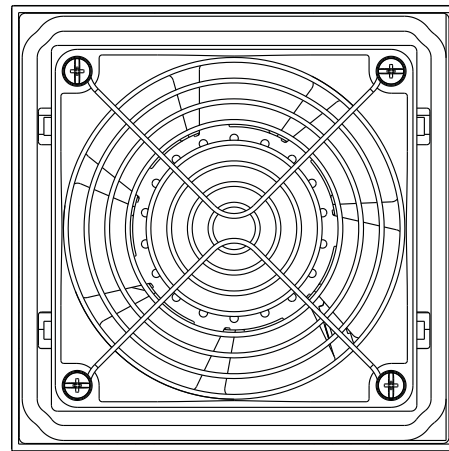
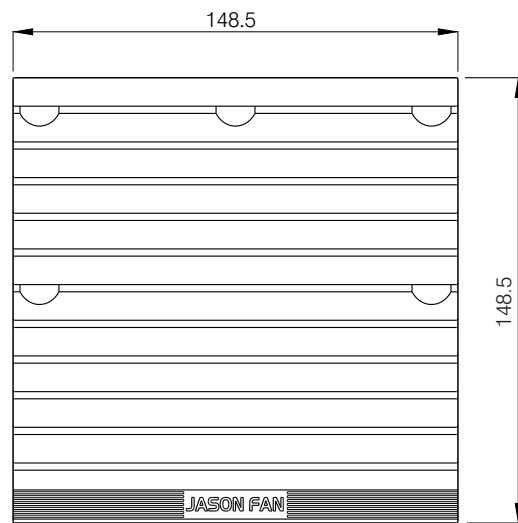


Characteristics:

- ① It comprises of a axial fan, a protective housing on the front and rear surfaces and filter designed to retain dust particles.
- ② The filters that equip the fans must be cleaned and replaced regularly.
- ③ This filter can be replaced during operation without risk of touch with the rotating part.
- ④ Material of filter pad: 100g/ M3 nylon fiber compound, Filtration efficiency up to 73%.
- ⑤ Operation Temperature/Humidity Range: (under unconcretionary state) -20°C ~ +65°C (temperature), 0% ~ 95% (humidity)
- ⑥ RAL 7035 grey is the standard offer with the possibility to change to RAL 7032 by means of a replacement grille.
- ⑦ Bear in mind the pressure losses caused by the outlet element (grille with filter, ventilation louvre or simple opening) when determining the fan flow rate.
- ⑧ Protection class: E N 60 5 29 I P 5 4 (not suitable for outdoor equipment).

特點:

- ① 由軸流風扇與前後保護外殼和阻擋粉塵的過濾面板組成。
- ② 裝風扇的過濾面板必須定期清洗和更換。
- ③ 風扇運行時，可以對過濾面板進行更換，而不會有碰到風扇旋轉部分的危險。
- ④ 過濾墊材料：150g/ M3 尼龍纖維合成，過濾效率達73%。
- ⑤ 運行溫/濕度範圍：（非凝結狀態）溫度 -20°C ~ +65°C 濕度 0% ~ 95%
- ⑥ 標準顏色為RAL7035灰色，可換成RAL7032，只需通過更換葉柵。
- ⑦ 在計算風扇流量的時候謹記由外部因素導致的壓力損失帶過濾面板的葉柵，百葉窗形通風，或簡單的開口）。
- ⑧ 防護等級：E N 60 5 29 I P 5 4 （不適用于戶外設備）。

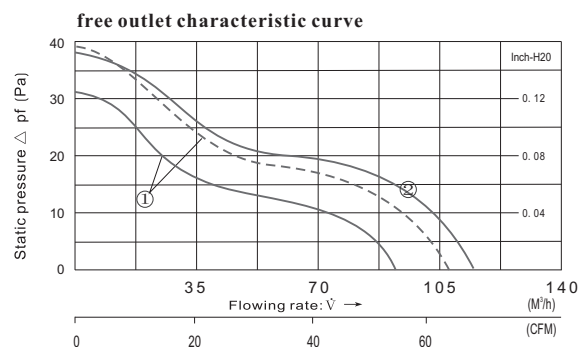


mounting dimension
安裝開口尺寸圖

Outline Dimensions (Units:mm)

- ④ installation: No need of screw, snap-in installation
- ⑤ Power connection: Terminal connection (wire connection)
- ⑥ With seal ring
- ⑦ Maximum weight: 637g

- ④ 按裝方式：無須螺釘,卡入式按裝
- ⑤ 電源連接：端子連接 (引綫連接)
- ⑥ 帶有密封圈
- ⑦ 最大重量：637g



Parameters

Type 產品型號	Fan Model 風扇型號	Rated Voltage 額定電壓 V	Speed 電壓範圍 V	Frequency 周波數 Hz	current 電流 (A)	Power 功率 (W) ^{+10% -20%}	Max Air Flow 最大風量 m³/h	Static Pressure 最大靜壓 (Pa)	Noise 噪音 (dB)	Curve 曲綫	external dimensions 外形尺寸 (mm)
FJK6622PB115	FJ12031AB	115 AC	75...125	50	0.24	18	92	32	31	①	148.5x148.5x68.5
				60	0.20	15	107	39	34		
FJK6622PB230	FJ12032AB	230 AC	150...250	50	0.12	19	92	32	31	①	148.5x148.5x68.5
				60	0.10	14	107	39	34		
FJK6622PB12	FJ12038PB12	12 DC	6...13.8		0.55	6.60	113	38	35	②	148.5x148.5x68.5
FJK6622PB24	FJ12038PB24	24 DC	10...27.5		0.31	7.44	113	38	35		